

# Lettering Styles to Try: Decorative Floral Letters


Step One: Draw block letters in pencil.




Step Two: Add details as shown in pink.




Step Three: Erase out extra pencil lines.



Step Four: Add flower and vine doodles.



Step Five: Add color!



*Dawn Nicole Designs*  
ART • LETTERING BLOG

©2017 DawnNicoleDesigns.com