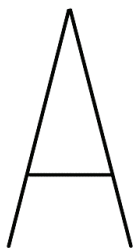




Playful Sans Serif Lettering

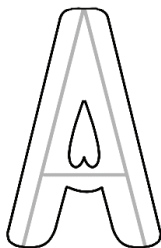
Trace-to-Learn Practice Sheet

How to Draw the Letter A




1

Draw the letter frame.




2

Add weight.



3

Add color + refine.



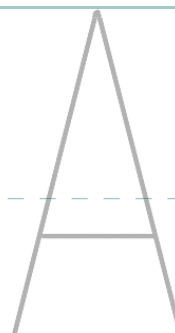
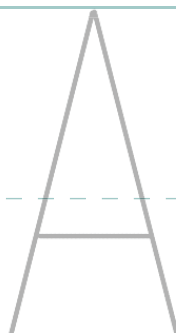
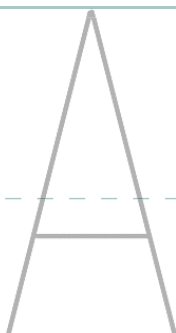
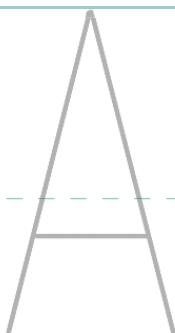
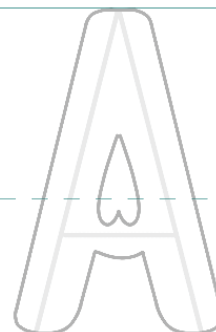
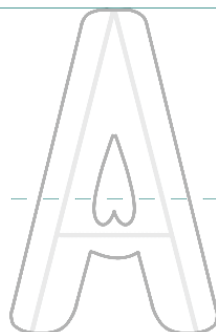
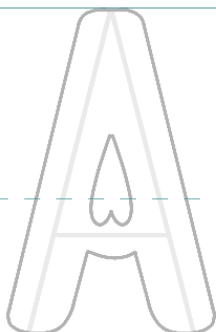
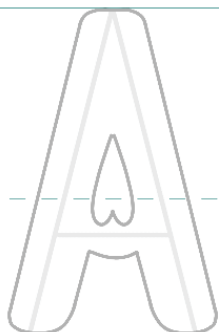
4

Add fun details.



Alternate Variation.

First, trace my letter and weight. Next, try drawing the letter from just the frame.
Add your own details and colors. Get as creative as you wish. Try adding different details and elements on each letter!



Dawn Nicole

Worksheet Design ©2026 by Dawn Nicole Designs, LLC

Blog: bydawnnicole.com | Social: @bydawnnicole

Personal Use by Only. Re-distributing this PDF violates digital copyright laws. Thank you for respecting my copyright!